


Family Focus

A newsletter from the
DDI VANTAGE Early Intervention Program

December 2011



Focus on Staff

Calendar of Events

Employee of the Quarter 2011 3rd Quarter



Gloria Moreno, who is always a great employee, really shined this last quarter. She stepped up and assisted with

numerous things, most noticeably the open house for DDI VANTAGE's 40th anniversary. As a member of the planning team and as the Early Intervention West Site Facilitator, she oversaw the setting up of the West Site for this celebration. This included a great deal of cleaning and planning to ensure that there was a nice flow for the event. All of the hard work and preparation for this was done in addition to her regular duties and supervision of the staff.

While she was good to follow directions she was also flexible and did a great deal of the work on her own. She worked closely with other employees to ensure that everything was well thought-out. Her great communication with other team members contributed to everything going as planned and envisioned. The event was a great success, due in part, to Gloria's hard work.

In the last quarter, the West site has also been doing well with compliance and Gloria has been very involved with making sure that her staff is clear on all expectations and have

December 2011

December 3

Building Up Fathers & Families (B.U.F.F.) activity
Call 801-268-0056 for details.

December 7

Positive Discipline
East Site 5:00 - 6:00 p.m.
Child care is available, please call at least 24 hours in advance.
801-266-3939

December 8

Crafts for Kids
Tooele Site 9:00 - 10:00 a.m.
Bring your child to this class.
435-833-0725

December 14

Potty Training Workshop
West Site 5:00 - 6:00 p.m.
Child care is available, please call at least 24 hours in advance.
801-957-0855

December 23 - 31

Winter Recess
DDI VANTAGE closed



their work completed before due dates. A number of staff have had CSPD portfolios due this quarter and she has been very involved with this process to ensure that they were turned in on time.

We appreciate all that Gloria does for her team and DDI VANTAGE. She is very deserving of Employee of the Quarter.

Congratulations Gloria!

January 2012

January 2

New Year's Day observance
DDI VANTAGE closed

January 10

Indoor Exercises for Children
West Site 5:00 - 6:00 p.m.
Bring your child to this class.
801-957-0855

January 12

Indoor Exercises for Children
Tooele Site 9:00 - 10:00 a.m.
Bring your child to this class.
435-833-0725

January 13

Indoor Exercises for Children
East Site 12:00 - 1:00 p.m.
Bring your child to this class.
801-266-3939

January 16

Martin Luther King, Jr. Day
DDI VANTAGE closed

January 17

Indoor Exercises for Children
Duchesne Co. Site
11:00 a.m. - 12:00 p.m.
Bring your child to this class.
435-722-3008

Focus on Development

Developmental Milestones and Activities for 18-24 months

Over the next few months we will highlight some developmental milestones, continuing with 18-24 months:

- Attempts to follow directions.
- Puts two or more words together to form phrases such as “all gone”, “Daddy bye-bye”.
- Discriminates, chooses, makes simple judgments.
- Hears well and discriminates among many sounds.
- Uses words to make wants known such as “more” and “up”.
- Knows and says the names of 5 items.
- Walks sideways and backwards.
- Uses at least fifteen different words in the right way.
- Matches and compares familiar objects by color.
- Goes upstairs taking one stair with each foot.
- Recognizes self in a photograph.
- Brings familiar objects from another room when asked.
- Makes a tower of 3 to 4 cubes.
- Takes things apart.
- Identifies body parts.

Activities to try:

- Sorting with shapes.
- Matching and grouping colors.
- Play with a toy telephone.
- Give them things to take apart.
- Play with a shape sorting box.
- Give them a big crayon and paper.
- Play with a doll or teddy bear.
- Put together simple puzzles.
- Look at a picture book.
- Give them little chores, such as helping to put things away.
- Play with a plastic jar with screw lid.

Focus on Health & Safety

Holiday Safety Tips

by The American Academy of Pediatrics, www.aap.org

The holidays are an exciting time of year for kids, and to help ensure they have a safe holiday season, here are some tips from the American Academy of Pediatrics (AAP).

Trees


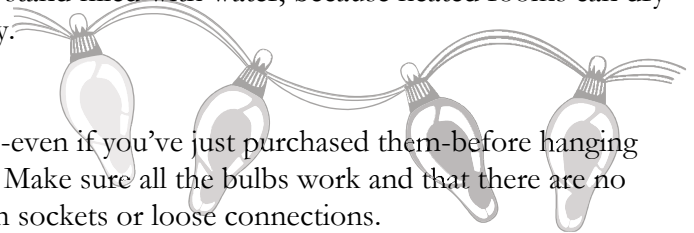
- When purchasing an artificial tree, look for the label “Fire Resistant.”
- When purchasing a live tree, check for freshness. A fresh tree is green, needles are hard to pull from branches and when bent between your fingers, needles do not break. The trunk butt of a fresh tree is sticky with resin. When tapped on the ground, the tree should not lose many needles.
- When setting up a tree, place it away from fireplaces, radiators or portable heaters. Place the tree out of the way of traffic and do not block doorways.
- Cut a few inches off the trunk of your tree to expose the fresh wood. This allows for better water absorption and will help keep your tree from drying out and becoming a fire hazard.
- Be sure to keep the stand filled with water, because heated rooms can dry live trees out rapidly.

Lights

- Check all tree lights—even if you’ve just purchased them—before hanging them on your tree. Make sure all the bulbs work and that there are no frayed wires, broken sockets or loose connections.
- Never use electric lights on a metallic tree. The tree can become charged with electricity from faulty lights and could cause electrocution.
- Before using lights outdoors, check labels to be sure they have been certified for outdoor use. To hold lights in place, string them through hooks or insulated staples, not nails or tacks. Never pull or tug lights to unplug.
- Plug all outdoor electric decorations into circuits with ground fault circuit interrupters to avoid potential shocks.
- Turn off all lights when you go to bed or leave the house. The lights could short out and start a fire.

Decorations

- Use only non-combustible or flame-resistant materials to trim a tree. Choose tinsel or artificial icicles of plastic or nonleaded metals.
- Never use lighted candles on a tree or near other evergreens. Use non-flammable holders, and place candles where they will not be knocked over.
- In homes with small children, take special care to avoid decorations that are sharp or breakable. Keep trimmings with small removable parts out of the reach of children to prevent them from swallowing or inhaling small pieces. Avoid trimmings that resemble candy or food that may tempt a young child to eat them.
- Wear gloves to avoid eye and skin irritation while decorating with spun glass “angel hair.” Follow container directions carefully to avoid lung irritation while decorating with artificial snow sprays.



Focus on Learning Link

Crafts For Kids

Kids LOVE using their hands for arts and crafts. They do not need to be fancy or expensive to be fun. Here are some ideas of things you can do with items you may already have at home:

- Make kazoos with toilet paper rolls, wax paper and a rubber band.
- Make shakers with paper plates or bowls, use beans, rice or popcorn inside.
- Make your own wrapping paper. Dip your kid's hands and feet in paint and put it on blank paper.
- Make it edible - use frosting, pretzel sticks, graham crackers, marshmallows, etc. to build stuff.
- Make jewelry from candy or cereal and string or yarn.

Guidelines for Selecting Art and Craft Materials for Children Up to 12 years of age (Pre-kindergarten through Grade 6):

- Note that even products labeled 'non-toxic' when used in an unintended manner can have harmful effects.
- Products with cautionary/warning labels should not be used with children pre-kindergarten through grade 6.
- Avoid solvents and solvent-based supplies, which include turpentine, paint thinner, shellac, toluene, and some glues, inks, and a few solvent-containing permanent markers. Also avoid acids, alkalis, bleaches, or corrosives.
- Avoid materials in self-pressurized containers.
- Avoid products/processes that produce airborne dust that can be inhaled.
- Avoid old supplies, unlabeled supplies, and be wary of donated supplies with cautionary/warning labels and that do not contain the statement "Conforms to ASTM D-4236."
- Avoid materials with lead, cadmium and other heavy metals.
- Avoid high-temperature hot glue guns; use low temperature models.
- Look for clearly labeled products with information about intended uses.
- Give special attention to children with higher exposure risks, such as:
 - Physical or mental challenges, which affect safe use of the supplies.
 - Visual or hearing difficulties that may hinder the recognition of spills or skin exposures and may require the student to get close to supplies during use which can increase their inhalation of fumes or dusts.
 - Asthma or allergies, which may elevate the students' sensitivities to fumes, dusts, or products that come into contact with the skin.

Safety Rules to Be Followed When Children Are Using Art Materials:

- Store surplus materials away from children.
- Keep food and drinks out of the art area.
- Give only small amounts to minimize spills and mishaps.
- Supervise children closely to prevent unintended uses of art materials.
- Adults should mix powdered and extremely dusty materials.
- Wash hands after using materials. Do not use solvents to clean skin.
- Watch for unusual reactions to chemicals.
- Cover cuts and sores with bandages before using materials.
- Contact the National Poison Control Center Hotline, 1-800-222-1222, or the nearest certified Poison Control Center, if necessary.

Focus on Community

Through SafeLink Wireless' Lifeline Service you can receive a FREE SafeLink Wireless phone and three different plans to choose from with FREE Monthly minutes.

You qualify for Lifeline Service in your area if:

- You already participate in one of the following assistance programs:
 - Federal Public Housing Assistance/Section 8
 - General Assistance
 - Head Start (Income Based Qualification ONLY)
 - Home Energy Assistance Program HEAT/Home Electric Lifeline Program (HELP)
 - Medicaid
 - National School Lunch Program (NSL) (NOT REDUCED)
 - Supplemental Nutrition Assistance Program (Food Stamps)
 - Supplemental Security Income (SSI)
 - Refugee Assistance
 - Temporary Assistance to Needy Families (TANF)
 - Work Toward Employment

OR you meet the following:

- Your total household income is at or below 135% of the Federal Poverty Guidelines (FPG).
- No one in your household currently receives Lifeline Assistance through another phone carrier.
- You have a valid United States Postal Address. In order for us to ship you your FREE phone you must live at a residence that can receive mail from the US Post Office. P.O. Boxes cannot be accepted.

For more information about the Safelink Wireless Lifeline Service, visit www.safelinkwireless.com or call 1-800-Safelink.

DDI VANTAGE

DDI VANTAGE, Inc.
565 East 4500 South, Ste A-220
Salt Lake City, UT 84107

Return Service Requested

Non-Profit Org.
U.S. Postage
Paid
SLC, UT
Permit No. 6770

Place Label Here

We happily accept your voluntary donations. We also appreciate in-kind donations such as **new** baby items, diapers, and toys. Thank you to all of those who have donated to our agency. We appreciate you!

Please accept my donation of \$_____ for the DDI VANTAGE Early Intervention Program.

Date:_____ Name:_____ Name of child enrolled:_____

Address:_____ Phone:_____

****Your generous donation will be directly available to benefit the children and families who are served in the DDI VANTAGE Early Intervention Program.**

Editor: Charlene Todd • E-mail: ctodd@ddivantage.org • Phone: (801) 266-3979 • Web site: www.ddivantage.org
DDI VANTAGE is an equal opportunity employer and does not discriminate against its employees nor its clients on the basis of race, religion, gender, age, national origin, political affiliation, or disability.



DDI VANTAGE Early Intervention Locations

East: 3950 S. 700 E. Ste 101 Salt Lake City, UT 84107 (801) 266-3939	West: 3540 S. 5600 W. West Valley City, UT 84120 (801) 957-0855	Tooele County: 165 S. Main Ste 200 Tooele, UT 84074 (435) 833-0725	Duchesne County: 187 W. Lagoon St. Roosevelt, UT 84066 (435) 722-3008
---	--	---	--